

Series 1: Making Installer and Deploy Java Software is easy

Making Java Software Window Installer with NSIS package

Volume 1.0
2007

by
Goen-Ghin

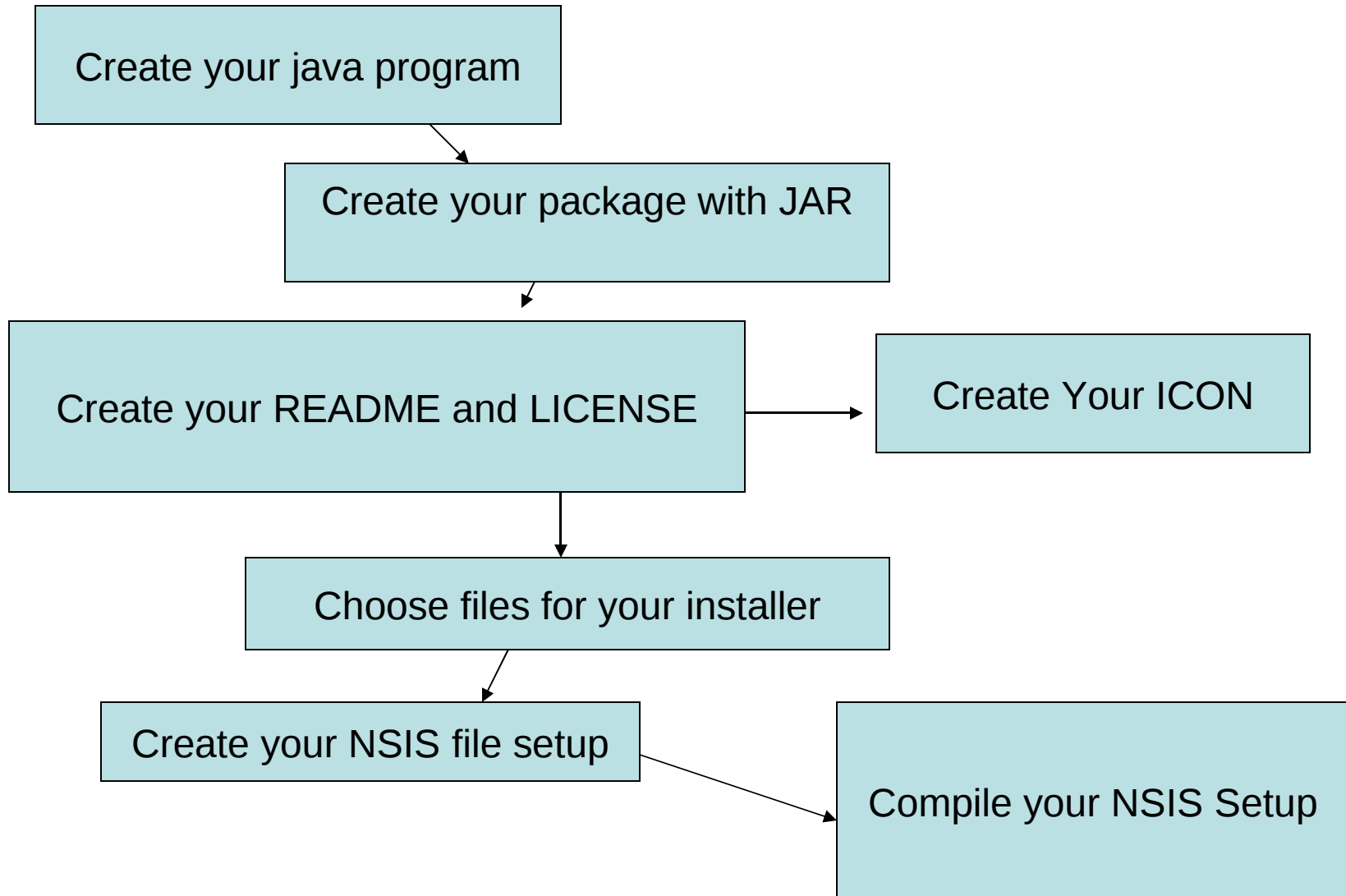
<http://javageo.com>

<http://groups.yahoo.com/group/JavaGeo/>

Introduction

- This volume 1, will bring you to the world of java programming to create a better installer for your java software easily
- It's help you to know how to make a jar for packaging your java programs
- help you to learn how to make window installer with NSIS for your java software

The Snapshot of NSIS



Create JAR

Create batch file name it >> CreateJar
With Content

```
jar cvfm JGeoMain.jar MyMANIFEST.MF .
```

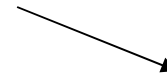
. Dot mean your active java prj directory



Create Manifest File and name it >> MyMANIFEST.MF
With Content

```
Manifest-Version: 1.101  
Created-By: 1.5.0_01 (Sun Microsystems Inc.)  
Main-Class: JGeoMain
```

The Created By:
version depend on
You java version




NSIS Script

```
iggeo.nsi - Notepad
File Edit Format View Help
; JGeo.nsi
;
; This script is based on example1.nsi, but it remember the directory,
; has uninstall support and (optionally) installs start menu shortcuts.
;
; It will install JGeo.nsi into a directory that the user selects,
LicenseText "License Agreement"
LicenseData "LICENSE.txt"
;-----
; The name of the installer
Name "JGeo"
; The file to write
OutFile "JGeoSetup.exe"
; The default installation directory
InstallDir $PROGRAMFILES\JGeo
; Registry key to check for directory (so if you install again, it will
; overwrite the old one automatically)
InstallDirRegKey HKLM "software\JGeo" "Install_Dir"
;-----
; Pages
page license
Page components
Page directory
Page instfiles
UninstPage uninstConfirm
UninstPage instfiles
;-----
; The stuff to install
Section "JGeo (required)"
  SectionIn RO
  ; Set output path to the installation directory.
  SetOutPath $INSTDIR
  ; Put file there
  File "JGeo.bat"
  File "JGeo.sh"
  File "JGeo.jar"
  File "README.txt"
  File "setting.conf"
  File "configfile.conf"
  File "LICENSE.txt"
```

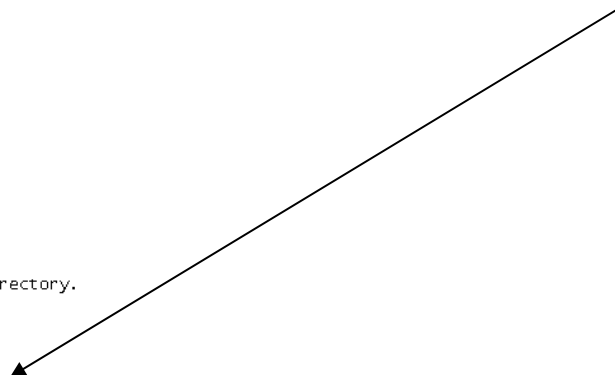
For your License File



Name of Installer



Files of your software



NSIS Script (cont's)

```
igeo.nsi - Notepad
File Edit Format View Help
File "images\*.*"

SetOutPath $INSTDIR

; write the installation path into the registry
WriteRegStr HKLM SOFTWARE\JGeo "Install_dir" "$INSTDIR"

; write the uninstall keys for windows
WriteRegStr HKLM "Software\Microsoft\Windows\CurrentVersion\Uninstall\JGeo" "DisplayName" "JGeo"
WriteRegStr HKLM "Software\Microsoft\Windows\CurrentVersion\Uninstall\JGeo" "UninstallString"
"$INSTDIR\uninstall.exe"
WriteRegDWORD HKLM "Software\Microsoft\Windows\CurrentVersion\Uninstall\JGeo" "NoModify" 1
WriteRegDWORD HKLM "Software\Microsoft\Windows\CurrentVersion\Uninstall\JGeo" "NoRepair" 1
WriteUninstaller "uninstall.exe"

SectionEnd

; Optional section (can be disabled by the user)
Section "Start Menu Shortcuts"

CreateDirectory "$SMPROGRAMS\JGeo"
CreateShortcut "$SMPROGRAMS\JGeo\JGeo.lnk" "$SYSDIR\javaw.exe" "-jar JGeo.jar JGeo" "$INSTDIR\logo.ico"
CreateShortcut "$SMPROGRAMS\JGeo\Readme.lnk" "$WINDIR\notepad.exe" "README.txt" "$WINDIR\notepad.exe"
CreateShortcut "$SMPROGRAMS\JGeo\JGeo Directory.lnk" "$INSTDIR\*" "$INSTDIR\*" 0
CreateShortcut "$SMPROGRAMS\JGeo\Uninstall.lnk" "$INSTDIR\uninstall.exe" "$INSTDIR\uninstall.exe" 0

SectionEnd

;-----
; Uninstaller
Section "Uninstall"

; Remove registry keys
DeleteRegKey HKLM "Software\Microsoft\Windows\CurrentVersion\Uninstall\JGeo"
DeleteRegKey HKLM SOFTWARE\JGeo

; Remove files and uninstaller
Delete "$INSTDIR\*.*"

; Remove shortcuts, if any
Delete "$SMPROGRAMS\JGeo\*.*"

; Remove directories used
RMDir "$SMPROGRAMS\JGeo"
RMDir "$INSTDIR"

SectionEnd
```

Create on registry



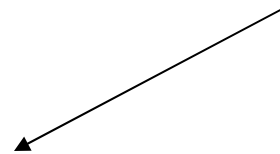
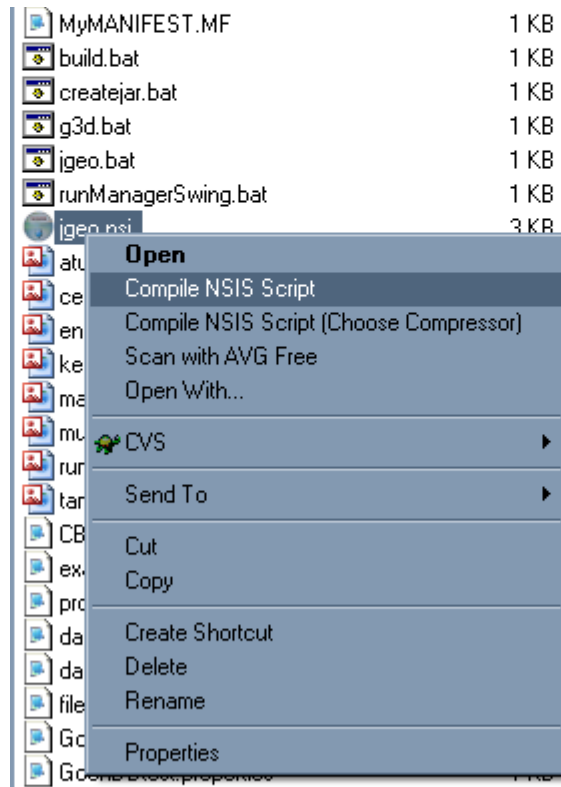
To running your Java software



If You need to remove or Uninstall your java software



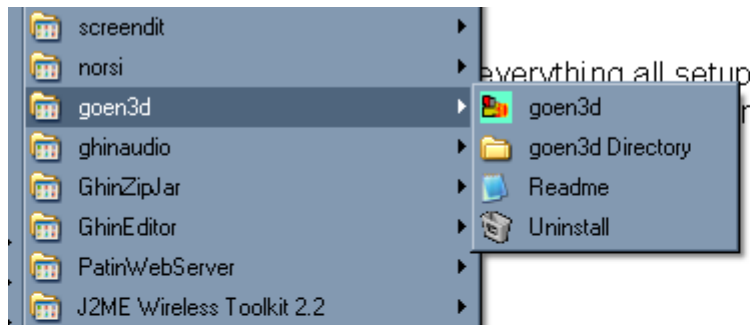
Compile your NSIS Script



After you create your
NSIS script let try
To compile
And watch of the error !

Actually if everything all setup in
Your NSIS Script this installer
Will run

Click and Run at Start Program



Source Code

- The completed files script are at javageo.com or [javageo yahoogroup](http://javageo.yahoogroup.com)
- You can download the files
Play ,Modify and be succesfull with it...!
Good luck !!

See you on next volume and series !!